

SMSU Finance Program Data

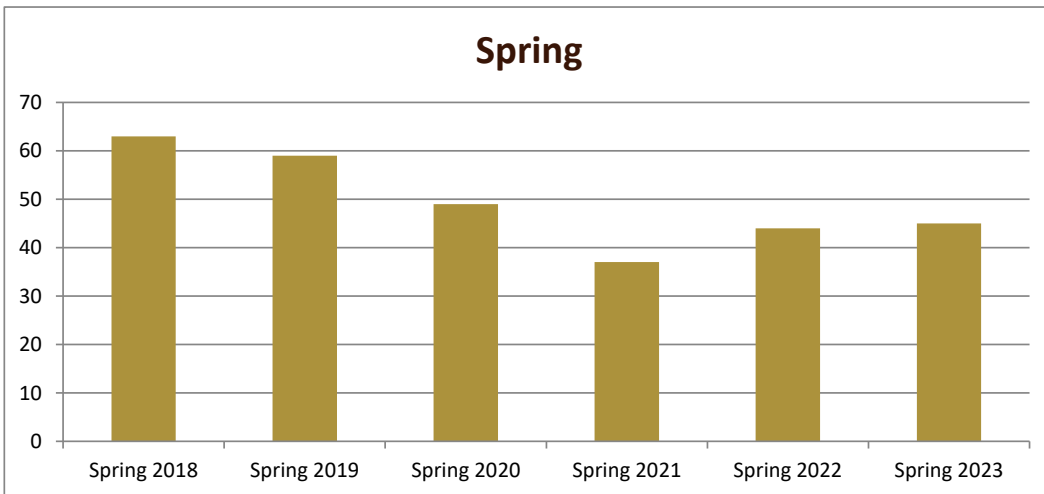
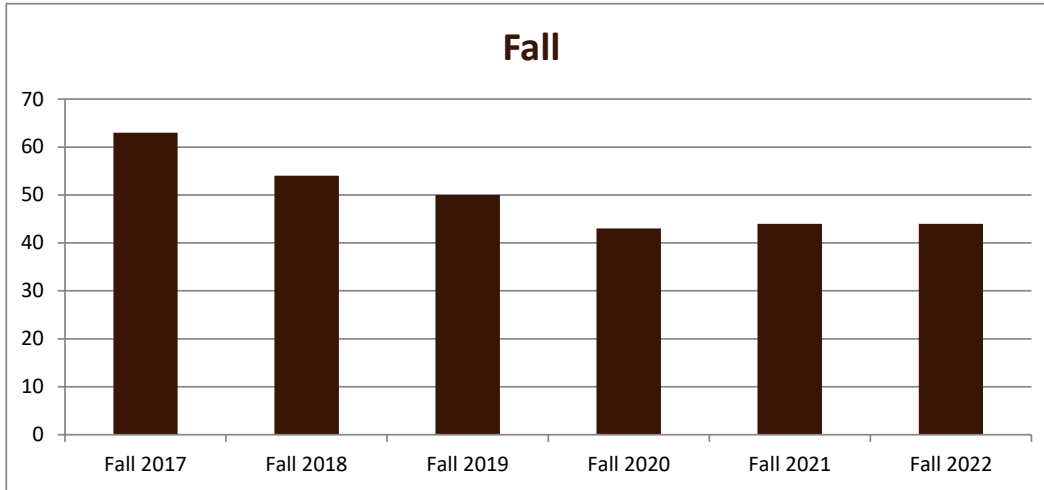
Majors Enrolled

Academic Years 2017-18 to 2022-23

Using Fall Semester data (Fall 2017 to Fall 2022) for Term specific measures



Enrollment by Term						
	2018	2019	2020	2021	2022	2023
Fall	63	54	50	43	44	44
Spring	63	59	49	37	44	45
Summer	14	18	24	14	10	15



SMSU Finance Program Data

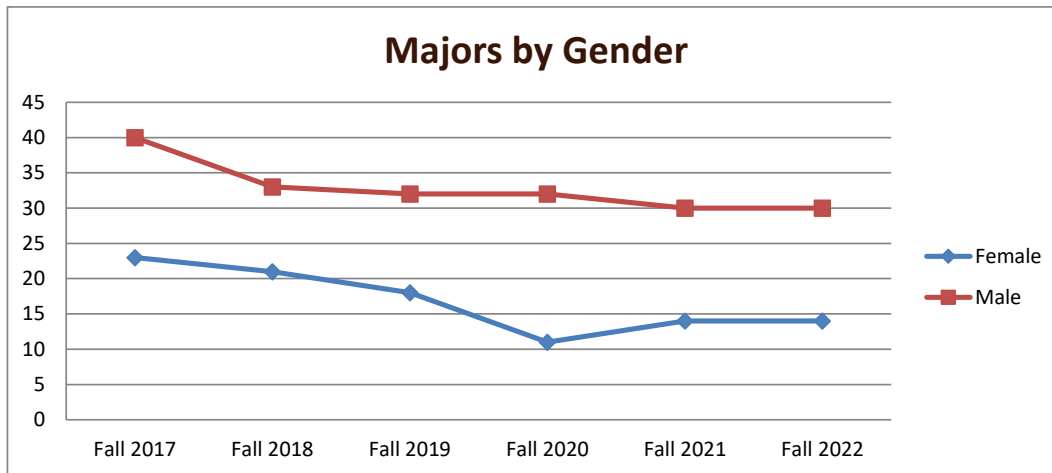
Majors Enrolled

Academic Years 2017-18 to 2022-23

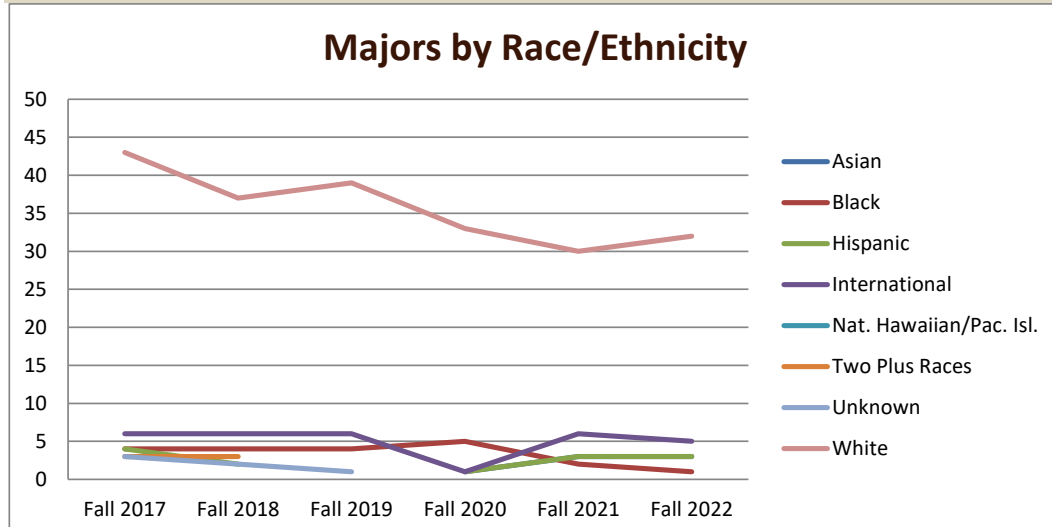
Using Fall Semester data (Fall 2017 to Fall 2022) for Term specific measures



Enrollment by Gender						
	Fall 2017	Fall 2018	Fall 2019	Fall 2020	Fall 2021	Fall 2022
Female	23	21	18	11	14	14
Male	40	33	32	32	30	30
Grand Total	63	54	50	43	44	44



Enrollment by Race/Ethnicity						
	Fall 2017	Fall 2018	Fall 2019	Fall 2020	Fall 2021	Fall 2022
Asian					1	3
Black	4	4	4	5	2	1
Hispanic	4	2		1	3	3
International	6	6	6	1	6	5
Nat. Hawaiian/Pac. Isl.				2		
Two Plus Races	3	3				
Unknown	3	2	1			
White	43	37	39	33	30	32
Grand Total	63	54	50	43	44	44



SMSU Finance Program Data

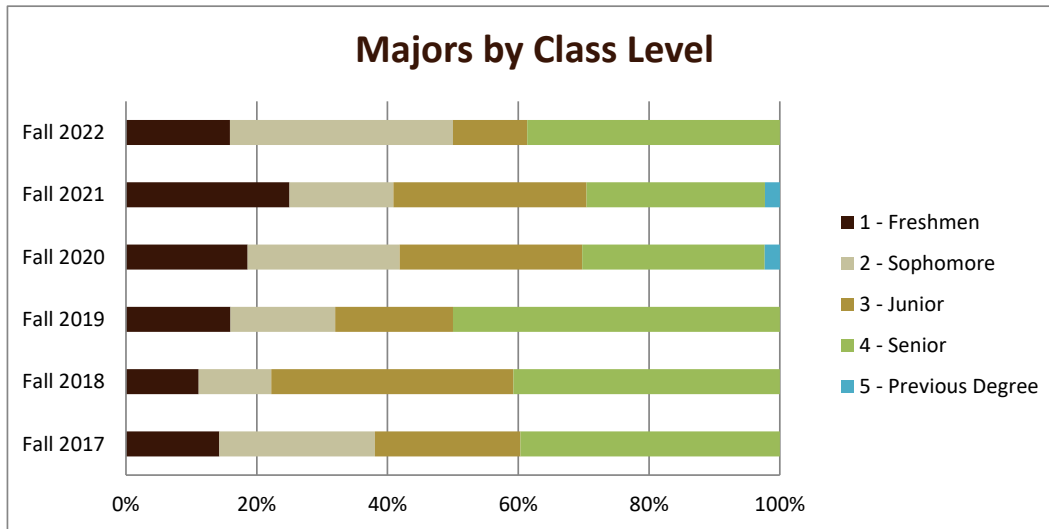
Majors Enrolled

Academic Years 2017-18 to 2022-23

Using Fall Semester data (Fall 2017 to Fall 2022) for Term specific measures



Enrollment by Class						
	Fall 2017	Fall 2018	Fall 2019	Fall 2020	Fall 2021	Fall 2022
1 - Freshmen	9	6	8	8	11	7
2 - Sophomore	15	6	8	10	7	15
3 - Junior	14	20	9	12	13	5
4 - Senior	25	22	25	12	12	17
5 - Previous Degree				1	1	
Grand Total	63	54	50	43	44	44



SMSU Finance Program Data

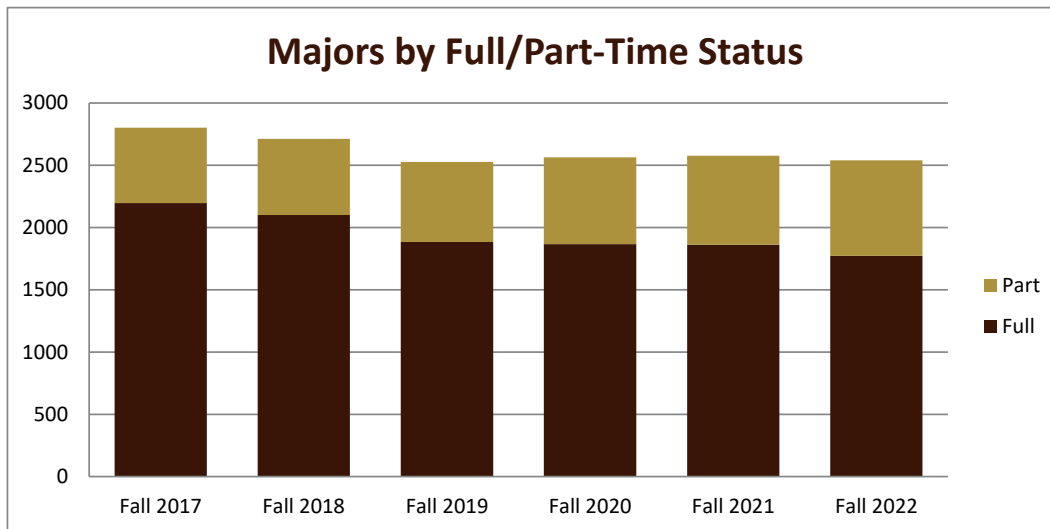
Majors Enrolled

Academic Years 2017-18 to 2022-23

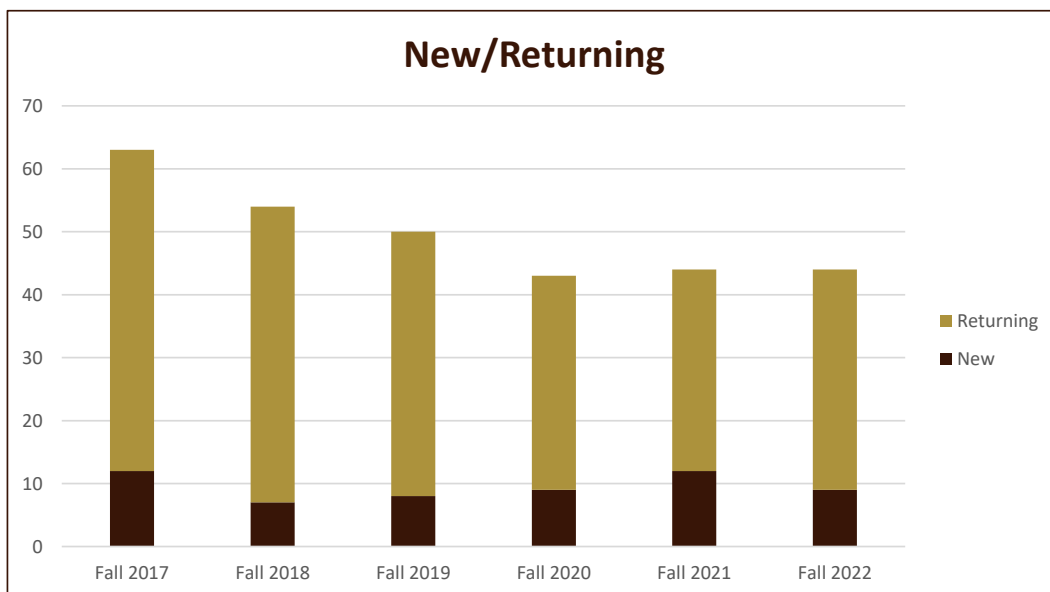
Using Fall Semester data (Fall 2017 to Fall 2022) for Term specific measures



Enrollment by FT/PT						
	Fall 2017	Fall 2018	Fall 2019	Fall 2020	Fall 2021	Fall 2022
Full	62	50	45	42	39	40
Part	1	4	5	1	5	4
Grand Total	63	54	50	43	44	44



New/Return Headcount						
	Fall 2017	Fall 2018	Fall 2019	Fall 2020	Fall 2021	Fall 2022
New	12	7	8	9	12	9
Returning	51	47	42	34	32	35
Grand Total	63	54	50	43	44	44



SMSU Finance Program Data

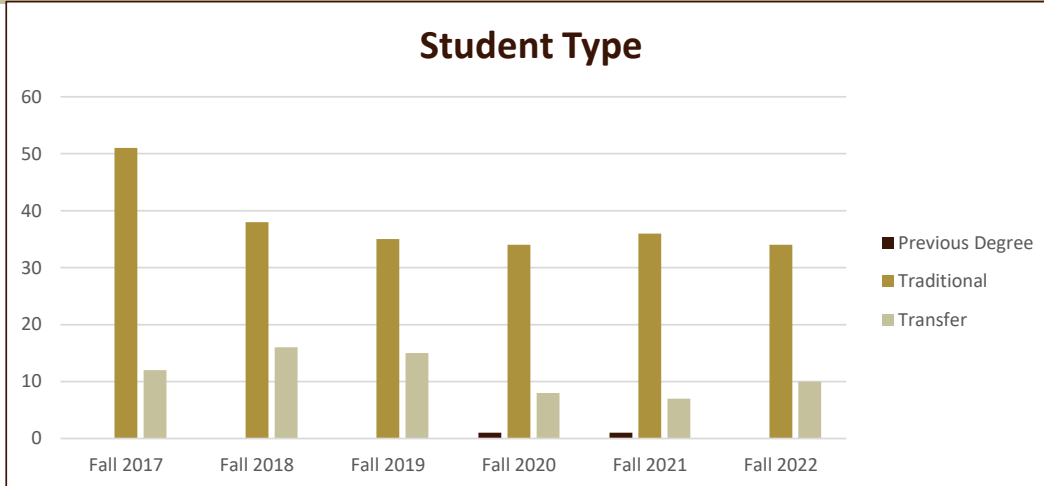
Majors Enrolled

Academic Years 2017-18 to 2022-23

Using Fall Semester data (Fall 2017 to Fall 2022) for Term specific measures



Student Type	Fall 2017	Fall 2018	Fall 2019	Fall 2020	Fall 2021	Fall 2022
Previous Degree				1	1	
Traditional	51	38	35	34	36	34
Transfer	12	16	15	8	7	10
Grand Total	63	54	50	43	44	44



	Fall 2017	Fall 2018	Fall 2019	Fall 2020	Fall 2021	Fall 2022
Program ACT Avg.	23.5	23.3	23.0	18.6	23.2	23.0
SMSU Avg.	21.1	20.7	21.3	20.3	20.7	19.8

	Fall 2017	Fall 2018	Fall 2019	Fall 2020	Fall 2021	Fall 2022
Program H.S. Rank Avg.	65.8	61.0	78.8	64.5	68.0	72.8
SMSU Avg.	56.1	54.4	56.7	57.2	60.8	62.3

	Fall 2017	Fall 2018	Fall 2019	Fall 2020	Fall 2021	Fall 2022
Program Avg. GPA	3.29	4.00	3.53	3.06	3.90	3.67
SMSU Avg.	2.68	2.93	3.01	3.02	3.15	3.4

	Fall 2017	Fall 2018	Fall 2019	Fall 2020	Fall 2021	Fall 2022
Program Avg. Credits	15.33	14.57	15.75	15.44	14.75	15.78
SMSU Avg.	14.85	15.15	14.93	15.13	14.49	15.1